



SMARTTRAX™

GENESIS®  
T8 SERIES TRACTORS



**NOW, EVERYTHING IS POSSIBLE.**



# OUTSTANDING VERSATILITY. UNSURPASSED PRODUCTIVITY. WELCOME TO HIGH- PERFORMANCE FARMING.

The GENESIS® T8. Reinventing the concept of high-horsepower farming. Longest wheelbase in its class. Exceptional maneuverability. Unsurpassed versatility. The Tier-4B-compliant Cursor 9 engine. Enormous power and ultimate economy, thanks to multi-patented ECOBlue™ HI-eSCR technology, developed by FPT Industrial. The SideWinder™ II armrest. The benchmark in ergonomic tractor operation. New Holland SmartTrax™ rear tracks. Numerous track spacing and belt widths. Reduced compaction. Increased efficiency. Better traction. Enhanced stability. The last words in efficient operation for every agribusiness.



## A CRYSTAL CLEAR VIEW

To ensure optimum productivity throughout the day, New Holland placed the operator at the heart of the cab design. Outstanding visibility. Front. Rear. Side to side. How? Thanks to 68.5 ft<sup>2</sup> of glass. The SideWinder™ II armrest enables ergonomic operation as all key controls fall perfectly to hand. Fine tuning operating parameters is now even easier courtesy of the ultra-wide 10.4" IntelliView™ IV color touchscreen monitor. Sit back, relax and farm.



# GENESIS®

T8 SERIES TRACTORS

## THE T8 GENESIS®: A TRACTOR WITH A HISTORY

This new line of tractors carries the industry-changing GENESIS name. The T8 GENESIS is proud to carry the industry-changing GENESIS name. Twenty years ago the original GENESIS tractor redefined what was possible and proved an instant success with the nations' farmers. True to the GENESIS name, today's GENESIS T8 line is still redefining what is possible.




## ULTIMATE MANEUVERABILITY

The GENESIS T8 broke the mold for maneuverability in a row-crop tractor. The 11.6" (3550 mm) long wheelbase provides ultimate stability when transporting heavy loads or during deep cultivation. Yet, it can turn sharp on the headlands to save you time thanks to the 55° turning angle. The sculpted frame and hood enable the wheels to keep in tight to the chassis for even faster turning. The GENESIS T8 SmartTrax™ enhances turning performance by enabling full power turns with no soil damage.

## INNOVATIVE AUTO COMMAND™ TRANSMISSION OFFERS ADVANCED NEW HOLLAND FEATURES

Designed and built by New Holland, over 10,000 multi-award-winning Auto Command™ continuously variable transmissions (CVT) have been built. Available as an option, it benefits from four direct drive points with 100% mechanical efficiency, which have been precision engineered to ensure that they perfectly match to the most frequently used speeds during heavy draft work, secondary cultivation activities, high-speed in-field work, such as baling or mowing, and high-speed transport activities. Advanced double clutch control further enhances efficiency. Quite simply, it is the smoothest and most productive CVT around.



# THE FAST TRACK TO SUCCESS

Today's modern tractors offer farmers more power than ever before, but the most important thing is unlocking their true potential. This concept was central to the design of New Holland's SmartTrax™ rear track system. With a larger footprint you put more power to the ground while reducing compaction. Want more? You can get into your fields even earlier and work on wet spring ground. If that wasn't enough, thanks to the SmartTrax larger footprint, you can go even beyond what is possible with standard tires, which means more productive farming.

1

## TRACTION WITHOUT QUESTION

The SmartTrax triangle design, together with the rubber cleats on the outer belt, ensure positive contact with the soil and unsurpassed traction when working on the steepest slopes or in the wettest or dustiest conditions. Traction without question.

2


## POSITIVE, EFFICIENT DRIVE

Up to seven or eight positive lugs on the inner side of the tracks maintain physical contact with the drive wheel at all times for the ultimate in efficient power transmission.

3

## TROUBLE FREE TRACK SETTING

SmartTrax feature a continuous heavy-duty tensioning system, which ensures that the correct track tension is always maintained for ideal traction. This automatic hydraulic system requires no operator input, so you can get on with the serious business of farming. Moreover, the tensioning system is completely separate from the drive wheel, for ultimate simplicity and reliability.





With the GENESIS T8 SmartTrax, we were able to gain some of the time we lost due to wet conditions, by getting into fields on average 3 days earlier. Unlike other two-track systems on the market, the GENESIS SmartTrax turned just like our wheeled tractors on the headlands, leaving no ridges of dirt, and no power loss. We were surprised by this, and decided to use the tractor for planting because of the minimal soil disturbance. We believe our emergence will be better on our headlands, as the long track footprint will lessen compaction issues we generally deal with on the ends. My operators felt like they were getting full power to the ground because there was virtually no slippage as they moved through the fields in a variety of conditions. They felt that the tractor was extremely stable, and even said that the tractor seemed to be “glued” to the ground! We have generally found tracked tractors to have a rougher ride than our wheeled tractors; however, the T8 with SmartTrax was very smooth because the tracks seem to follow the ground well. With the addition of cab suspension, we found the ride quality to be superior.

**Scott Wilkinson**  
Wilkinson Farms  
Landenberg, Pennsylvania

# A TRACK TO SUIT YOUR NEEDS

SmartTrax™ are available in four widths to suit your operation. The standard 16", 18" and 24" versions are available with the narrow undercarriage and are perfect for most operations. If you work in the most extreme conditions, including on steep slopes and on very wet ground, the 24" or 30" belt widths are available. They spread the load even wider for even lower compaction and even more traction.



## FLEXIBLE TRACK SPACING

Many different variables dictate the required track spacing. You can select a track spacing of between 76" to 152" to ensure the perfect width for your field.

Track size	16" SmartTrax™	18" SmartTrax™	24" SmartTrax™	30" SmartTrax™
76" spacing (Factory)	●	●	●	–
80" spacing (Factory)	●	●	●	–
88" spacing (Factory)	●	●	●	●
120" spacing (Factory)	●	●	●	●*
136" spacing (DIA)	●*	●*	●*	●*
144" spacing (DIA)	●*	●*	●*	●*
152" spacing (DIA)	●*	●*	●*	●*

● Available – Not available

\* Not available from factory, but are available as a Dealer Installed Accessory (DIA)



## GLIDE OVER THE FIELD OR DOWN THE ROAD IN ABSOLUTE COMFORT

Why complicate matters? Simplicity is always the best policy. The rubber block suspension system offers a tried-and-tested, reliable solution to significantly reduce vibrations for enhanced operator comfort and productivity. Ride quality is further improved by the three central independent rollers which move in conjunction with the terrain to cushion the operator from even the harshest shocks. When this is combined with Comfort Ride™ cab suspension and the positive-response active Auto Comfort™ seat suspension, you will feel as though you are floating on air.

## HEAVY-DUTY HUBS

The rear hubs have been designed to offer robust and rugged performance for ultimate reliability during heavy usage.



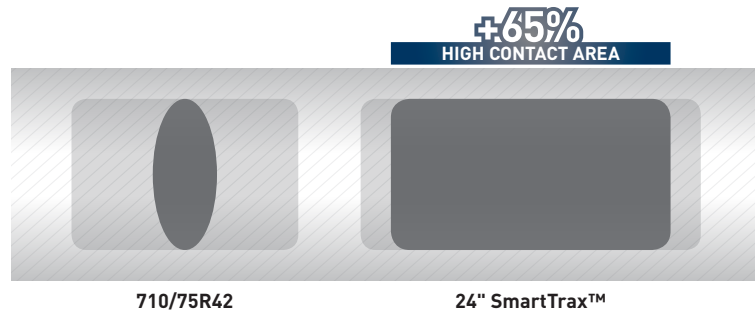
# ON THE RIGHT TRACK

## ADVANTAGE SMARTTRAX™

New Holland's SmartTrax™ rubber track technology is the fruit of many years of intensive research and development in collaboration with farmers the world over. SmartTrax tracks feature some of the most advanced technology to ensure they deliver advantages in your fields. Day in. Day out. All year round.

## TREADING LIGHTLY

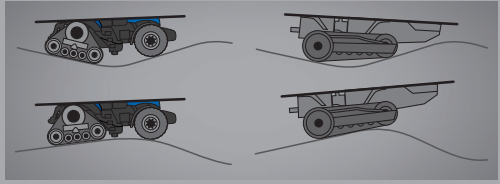
SmartTrax™ offer up to a 65% higher contact area with the soil than their wheeled equivalents. So what? Well, it means that by spreading the load over a wider area you can reduce soil compaction. Lower compaction means higher yields. Simple.



## FULL POWER TURNS

The T8 SmartTrax option offers the best of both worlds: tight turning courtesy of the front wheels and ultimate traction from the rear tracks. The result: full power turns. In reality, this means that you can continue to cultivate during headland turns. Improving your productivity. Simple.





### **IMPROVED RIDE QUALITY**

The benefit of the wheels and tracks dream combination is that it delivers improved ride quality. Since the two axles can react independently to changing contours in the field, they can effectively absorb them, eliminating the see-saw motion of single-track machines. Improving comfort. Simple.



### **SMARTTRAX™ SYSTEM WITH TERRAGLIDE™ SUSPENSION: YOUR COMFORT PARTNER**

The Terraglide™ front axle suspension has been fine-tuned specifically for the GENESIS T8 SmartTrax line. It improves traction and enhances comfort by counteracting bouncing to produce a smooth ride. When this is combined with Comfort Ride™ cab suspension, you have ultimate control of your GENESIS T8 during high-speed road transport. Enhancing comfort. Improving safety. Simple.



### **PERFECTLY BALANCED OPERATION**

The GENESIS T8 SmartTrax retains its two-axle configuration, which enables power to be distributed through both axles for more balanced operation. When towing heavy loads, or during tillage operations, the power delivered to the front wheels counterbalances the load on the rear of the tractor. This also enables more flexible ballasting, so that you can add additional weight exactly when and where it is needed. Improving flexibility. Simple.

MODELS		T8.410 SMARTTRAX™	T8.435 SMARTTRAX™
Engine*		FPT Cursor 10	FPT Cursor 11
No. of cylinders/ Aspirator/ Valves/ Emission Level		6/ WT/ 24/Tier 4B	6/ WT/ 24/Tier 4B
ECOBBlue™ SCR HI-eSCR system		●	●
Capacity	cubic in. (L)	531 (8.7)	531 (8.7)
Approved biodiesel blend**		B7	B7
Max. EPM horsepower		301/409	320/435
Max. horsepower		275/374	307/417
Rated EPM horsepower		276/375	305/415
Rated horsepower		250/340	279/380
Rated engine speed		2000	2000
PTO horsepower		290	315
Max torque	ft./lbs.	1327 @ 1300/1400 rpm	1259 @ 1300/1400 rpm
Torque rise standard/ EPM	percent	36.50	40
Diesel capacity	gal. (L)	178 (673)	178 (673)
DEF/AD <sup>®</sup> Blue tank capacity	gal. (L)	26 (99)	26 (99)
Service interval	hours	600	600
<b>Transmission</b>			
18 x 4 Ultra Command Full Powershift		●	—
Auto Command Continuously Variable transmission		○	●
Min. speed/ Max. speed	mph (kph)	0.18 / 31 (0.29/41.8)	0.18 / 31 (0.29/41.8)
<b>Axles</b>			
Terraglide™ front axle suspension		○	○
Steering angle standard / Terraglide™ front axle	degrees	55 / 55	55 / 55
Turning radius with Standard / Terraglide™ front axle (88 Track width setting)	in. (mm)	270 (6858)	270 (6858)
Terralock™ functions		●	●
<b>Hydraulics</b>			
Main pump flow Standard / MegaFlow™ option	GPM	44 / 75	44 / 75
<b>Remote valves</b>			
Type		Electro hydraulic	Electro hydraulic
Max. no. rear valves		6	6
<b>Linkage</b>			
Max. lift capacity at ball ends	lb. (kg)	22,500 (10,200)	22,500 (10,200)
Front linkage lift capacity (610 mm in front of ball ends)	lb. (kg)	12,800 (5810)	12,800 (5810)
<b>PTO</b>			
Auto Soft Start		●	●
Engine speed at: 540 / 1000 rpm	rpm	1804	1804
Auto PTO management		●	●
Front PTO		○	○
<b>Brakes</b>			
Exhaust brake		○	○
Electronic park brake		●	●
<b>Cab</b>			
Cab with FOPS - OECD code 10 level 1		●	●
Cab category level - EN 15695		2	2
HID lighting pack		○	○
Auto Comfort™ leather seat with seat belt		○	○
Electronic adjustment of SideWinder™ II armrest		●	●
CommandGrip™ handle		●	●
Air conditioning		●	●
Automatic climate control		●	●
Comfort Ride™ cab suspension		○	○
Headland Turn Sequence		●	●
IntelliView™ IV color monitor		○	○
IntelliSteer <sup>®</sup> guidance ready		●	●
Optimum cab noise level - 77/311 EEC	dB(A)	69	69
<b>Minimum unballasted / shipping weights</b>			
Standard front axle	lb. (kg)	35,935 (16,300)	35,935 (16,300)
Terraglide™ suspended front axle	lb. (kg)	36,376 (16,500)	36,376 (16,500)
Max. permissible weight at 40kph	lb. (kg)	41,887 (19,000)	41,887 (19,000)

● Standard ○ Optional – Not available \* Developed by FPT Industrial \*\* Biodiesel blend must fully comply with the latest fuel specification EN14214:2009 and operation is in accordance with operator manual guidelines

Dimensions		16" SmartTrax	18" SmartTrax	24" SmartTrax	30" SmartTrax
Overall length inc. weight pack and rear linkage	in. (mm)	260 (6606)	260 (6606)	260 (6606)	260 (6606)
Height at center of rear axle to top of cab	in. (mm)	97 (2472)	97 (2472)	97 (2472)	97 (2472)
Overall height	in. (mm)	136 (3450)	136 (3450)	136 (3450)	136 (3450)
Wheelbase Ultra Command™ / Auto Command™	in. (mm)	140 (3550)	140 (3550)	140 (3550)	140 (3550)
Overall track width (min. / max.)	in. (mm)	93 (2351) / 169 (4281)	94 (2388) / 170 (4318)	100 (2540) / 176 (4470)	118 (2997) / 182 (4623)
Ground clearance (depends on hitch or tow hook)	in. (mm)	17 (441)	17 (441)	17 (441)	17 (441)

Learn more at [www.newholland.com/na](http://www.newholland.com/na)



Design, materials and/or specifications are subject to change without notice and without liability therefor. Specifications are applicable to units sold in Canada, the United States, its territories and possessions, and may vary outside these areas.

© 2014 CNH Industrial America LLC. All rights reserved. New Holland is a trademark registered in the United States and many other countries, owned by or licensed to CNH Industrial N.V., its subsidiaries or affiliates. Any trademarks referred to herein, in association with goods and/or services of companies, other than owned by or licensed to CNH Industrial N.V., its subsidiaries or affiliates, are the property of those respective companies.



Safety begins with a thorough understanding of the equipment. Always make sure you and your operators read the Operator's Manual before using the equipment. Pay close attention to all safety and operating decals and never operate machinery without all shields, protective devices and structures in place.